

DORENE

GATE OPENERS



[www.gateopeners.com](http://www.gateopeners.com)

# DRT 3520

## CLASS I, II COMMERCIAL/RESIDENTIAL

### CAPABILITIES

MAX GATE LENGTH - 25 ft  
MAX GATE WEIGHT - 900 lbs  
CYCLES - 30/HR

### MOTOR

1/2 HP  
110/117VAC

### DIMENSIONS

WIDTH - 14"  
LENGTH - 16"  
HEIGHT - 21"  
SHIPPING WT. - 100 lbs.

### GATE SPEED

12" PER SECOND

### EMERGENCY RELEASE

ELECTRONIC BRAKE  
NO POWER-NO BRAKE

### CHASSIS

HEAVY DUTY STRUCTURAL STEEL



# DR 3020 DR 3020 HX

## CLASS I, II, III, IV HEAVY DUTY/HIGH TRAFFIC

### CAPABILITIES

MAX GATE LENGTH - 45 ft  
MAX GATE WEIGHT - 2200 lbs/3600 lbs  
CYCLES - CONTINUOUS

### MOTOR

1/2 HP  
1 HP  
110/117VAC

### DIMENSIONS

WIDTH - 14"  
LENGTH - 22"  
HEIGHT - 17"  
SHIPPING WT. - 135 lbs.

### GATE SPEED


12" PER SECOND

### EMERGENCY RELEASE

ELECTRONIC BRAKE  
NO POWER-NO BRAKE

### CHASSIS

HEAVY DUTY STRUCTURAL STEEL



All Units are  
UL 325  
UL 991

# CLASS I, II COMMERCIAL/RESIDENTIAL

## DST 4520

### CAPABILITIES

MAX GATE LENGTH - 14 ft  
MAX GATE WEIGHT - 900 lbs  
CYCLES - 30/hr.

### MOTOR

1/2 HP  
110/117VAC

### DIMENSIONS

WIDTH - 14"  
LENGTH - 16"  
HEIGHT - 24"  
SHIPPING WT. - 150 lbs.

### GATE SPEED


12 SECONDS

### EMERGENCY RELEASE

BOLT REMOVAL or  
UNIT CAN BE PUSHED OPEN WITH PROPER ARM SETTING

### CHASSIS

HEAVY DUTY STRUCTURAL STEEL



# CLASS I, II, III, IV HEAVY DUTY/HIGH TRAFFIC

## DS 4020 DS 4020 H DS 4020 HX

### CAPABILITIES

MAX GATE LENGTH - 25 ft  
MAX GATE WEIGHT - 2200 lbs/3600 lbs  
CYCLES - CONTINUOUS

### MOTOR

1/2 HP  
1 HP  
110/117VAC

### DIMENSIONS

WIDTH - 16"  
LENGTH - 21"  
HEIGHT - 21"  
SHIPPING WT. - 180 lbs.

### GATE SPEED


13,18 OR 22 SECOND

### EMERGENCY RELEASE

BOLT REMOVAL or  
UNIT CAN BE PUSHED OPEN WITH PROPER ARM SETTING

### CHASSIS

HEAVY DUTY STRUCTURAL STEEL



**COVERS:** All units are protected by a low profile, high impact, weather resistant molded plastic with locking capabilities.


# DGC -2000

## STANDARD FEATURES

- Pause Circuit (Anti Tailgate)
- Electric Brake
- LED Diagnosis
- Line Spike Protection
- Adjustable Timer (0-63 seconds)
- Advanced Adjustable Obstruction Sensor
- Auto-Resetting 24V Solid State Circuit Breaker for Accessories

## COMMON CUSTOMIZATION INCLUDE

- Speed Modifications
- Electronic In Remote Locations
- Shadow Loops



Your Dealer Is:

## LIMITED WARRANTY SUMMARY

(For Normal Wear and Tear)

Dorene LLC warrants all gate openers to be free of defects in material & workmanship for a period of 4 years for commercial use and 6 years for residential use, i.e. single residence, from date of purchase. Any mechanical part or parts found defective within this period, at the manufacturer's option, shall be repaired or replaced free of charge. FOB our factory.

The above warranty is in lieu of all other warranties expressed or implied and shall be void in cases of acts of God, vandalism, improper installation or improper maintenance.

The electronics are warranted for a period of 2 years under the same requirements.

**Made in U.S.A**